








Westhead Lathom St. James C of E Primary School 2022-23
 Art Scheme of Work - YEAR B

Year	Aut 1	Aut 2	Spring 1	Spring 2	Summer 1	Summer 2
Reception	Continuous Provision (printing/spray printing/observational drawing)					
	<u>Autumn 1</u>		<u>Spring 1</u>		<u>Summer 1</u>	
Busy Bees	<p>"Fantasy School" Children drawing and painting using mixed media sections of buildings from Gaudi, Hundertwasser, and more locally from architecture in Liverpool. Children creating a collaborative large scale "Dream School" by collaging their paintings on top of a enlarged photocopy of the school. Drawing, painting & Collaborative large scale collage.</p> <p>"Fantasy School" artwork by group of children who attended a special school.</p> 		<p><u>Portraiture</u> Looking at <i>The American Gothic</i>, painted in 1930 by Grant Wood. Rembrandt, Van Gogh & Frida Kahlo Relief - using paper pulp mixture over a cardboard/paper framework, choosing an artist to inspire handling of colour. Relief</p> 		<p><u>Islamic Art</u> Children creating backgrounds using printing/sponging etc, monoprinting pattern designs, inspired by Islamic art as an overlay.</p> 	

	<u>Autumn 2</u>	<u>Spring 2</u>	<u>Summer 2</u>
Eager Beavers	<p>Deborah Roberts (<u>Figurative & pattern</u>) Focusing on figure drawing (waist upwards to ease difficulty) to give the opportunity to create pattern prints inspired by the pattern in DB's work.</p> 	<p>Amazing Animals (year 4 work pictured below)</p> <p>Children painting animals experimenting with inks & other media. Children also learning to screen print and then applying their brilliantly coloured animals screen prints.</p> 	<p>Halima Cassell</p>  <p>Halima bowl by a child, inspired using paper pulp, inside a plastic bowl as a support.</p> <p>Sculptural Bowls</p>

17th October
 Painting project probably landscape based/ or cityscape?

14th November
 Henry Moore Shelter



drawings
 Chalk/charcoal
 Leading to cardboard/paper relief

- WW2
- linking with Remembrance Sunday
- 14th November

6th February & 27th March
 School Candlesticks (example below Year 5/6)



Children creating sections of candlesticks in clay that are then glued together once fired. Opportunity to use plaster moulds, use natural materials to create texture, and perhaps use my photocopier to add text/drawings.

22nd May
 Exploring Indonesia's traditional batiks, to create our own.



26th June
Installation
 Exploring the work of the contemporary artist Cornelia Parker. Cornelia's work investigates changes in materials, sometimes explosive, and often dramatic. Children investigating changing a material (tin foil/ tin foil cases preferably recycled) through flattening, and then suspending to make a new art form.



- Installation could be created on Wise Owls Landing perhaps – would be good to discuss this idea

Yellow – Drawing

Sculptures

Turquoise – Print making

Grey – Digital art

Green – Textiles

Pink – Painting

Relief

Installation

Collaborative art work

Collage

